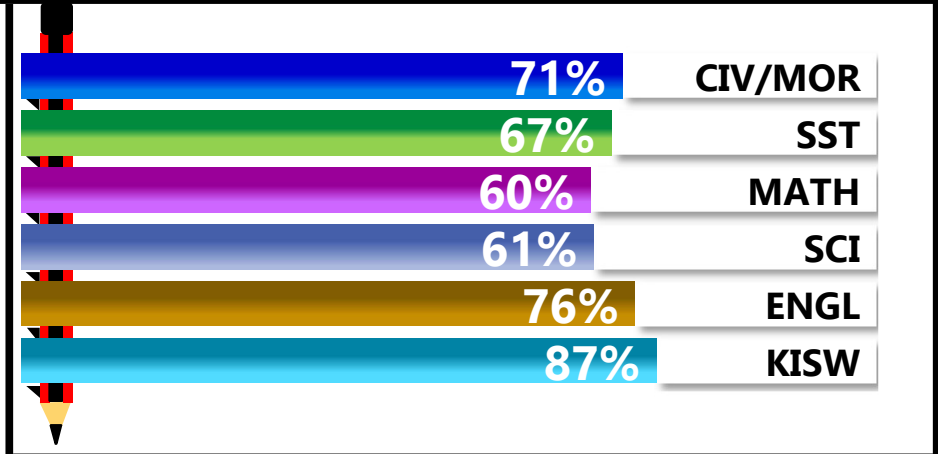


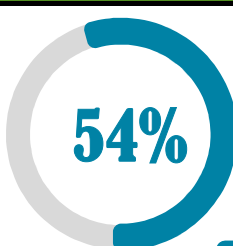
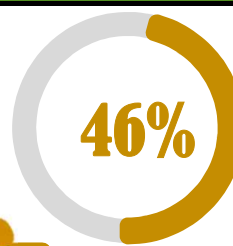


		<h1>TUMAINI JR</h1>			
REGION: ARUSHA		SCHOOL AVERAGE	210.7	OVERALL GRADE	B
DISTRICT: KARATU				CATEGORY	ABOVE 40

SUBJECT PERFORMANCE ANALYSIS

SUBJECT NAME	AVG	%	RNK
KISWAHILI	43.4	87%	1
ENGLISH	38.2	76%	2
CIVIC & MORAL	35.5	71%	3
SOCIAL STUDIES	33.4	67%	4
SCIENCE	30.4	61%	5
MATHEMATICS	29.9	60%	6
BOYS/GIRLS PASS RATE	STD	AVG	%
BOYS	39	0.54	54%
GIRLS	34	0.46	46%



GRADE ANALYSIS SUMMARY					
SUBJECT NAME/GRADE	A	B	C	D	E
MATHEMATICS	11	20	29	13	0
KISWAHILI	59	14	0	0	0
ENGLISH	30	35	7	1	0
SCIENCE	5	34	30	4	0
SOCIAL STUDIES	9	42	19	3	0
CIVIC AND MORAL	12	47	13	0	0
OVERALL GRADE ANALYSIS	NO.	SEATED	%		
A	11	73	15%		
B	49		67%		
C	13		18%		
D	0	0	0%		
E	0		0%		

BOYS VS GIRLS PASSRATE (%)		
 54%	VS	 46%
 BOYS		 GIRLS
OVERALL PERFORMANCE ANALYSIS		
REGISTERED	73	100%
SEATED	73	100%
ABSENTEES	0	0%
PASSED	73	100%
FAILED	0	0%

INDEX	NAME	SEX	MATHEMATICS		KISWAHILI		ENGLISH		SCIENCE		SOCIAL STUDIES		CIVIC & MORAL		TOTAL	AVERAGE	OVERALL GRADE	SCH POSITION	OVERALL POSITION
1	BEATUS JOHN SAFARI	M	49	A	48	A	46	A	40	B	45	A	46	A	274	46	A	1	73
2	JUSTINE MATHIAS NYANGE	M	48	A	45	A	46	A	37	B	42	A	47	A	265	44	A	2	149
3	ERRO JOSEPH MADANGI	M	48	A	49	A	46	A	35	B	40	B	44	A	262	44	A	3	181.5
4	GLORY ELIAS UMBE	F	44	A	43	A	48	A	42	A	35	B	46	A	258	43	A	4	241.5
5	DOMISIANI JOHN STEPHAN	M	45	A	48	A	43	A	37	B	42	A	40	B	255	43	A	5	279.5
6	PASCHAL PROTAS PASCHAL	M	40	B	47	A	44	A	42	A	38	B	43	A	254	42	A	6	293
7	PAULO JOSEPH PAULO	M	40	B	47	A	44	A	42	A	37	B	39	B	249	42	A	7	374
8	JACKLINE JULIUS GIDALE	F	41	A	44	A	42	A	35	B	41	A	45	A	248	41	A	8	390.5
9	ALLEN JOCKTAN BYAMPANTU	M	44	A	48	A	38	B	34	B	41	A	42	A	247	41	A	9	405.5
10	CHRITOPHER GEORGE MUNGURE	M	40	B	49	A	46	A	31	B	43	A	37	B	246	41	A	10	425
11	IYANA JOSEPH LADISLAUS	M	30	C	46	A	46	A	41	A	43	A	38	B	244	41	A	11	460
12	JOAN PETER MMASSY	F	38	B	44	A	43	A	35	B	39	B	43	A	242	40	B	12	500
13	TASIANA PASCAL SILO	F	44	A	45	A	38	B	35	B	38	B	38	B	238	40	B	13	591.5
14	HOPE REMIGI NAWET	F	40	B	47	A	44	A	34	B	36	B	36	B	237	40	B	14	615
15	GLORY JUBLATE MNYENYE	F	36	B	44	A	47	A	32	B	39	B	37	B	235	39	B	15	656.5
16	BRYTON SOLLAR MALLEY	M	43	A	48	A	41	A	32	B	38	B	32	B	234	39	B	16	682.5
17	ABDULIKARIM ABDALLA SULLE	M	45	A	43	A	39	B	32	B	36	B	37	B	232	39	B	18	729
18	BLESSING MICHAEL OLESULULU	F	35	B	47	A	46	A	30	C	36	B	38	B	232	39	B	18	729
19	GLORY ANATOLY MTENGA	F	35	B	44	A	40	B	36	B	38	B	37	B	230	38	B	19	770.5
20	TASIANA DAGGY JOHN	F	35	B	46	A	43	A	31	B	36	B	38	B	229	38	B	20	789
21	OSCAR JACKSON GIRGIS	M	29	C	45	A	36	B	34	B	41	A	43	A	228	38	B	21	810
22	PETER PRISCUS PETER	M	34	B	46	A	41	A	28	C	40	B	38	B	227	38	B	22	830
23	BRYTON JOSEPH GEMBA	M	33	B	47	A	38	B	34	B	36	B	38	B	226	38	B	25	853.5

INDEX	NAME	SEX	MATHEMATICS		KISWAHILI		ENGLISH		SCIENCE		SOCIAL STUDIES		CIVIC & MORAL		TOTAL	AVERAGE	OVERALL GRADE	SCH POSITION	OVERALL POSITION
24	FARAJA ENOCK KILEO	M	34	B	50	A	37	B	31	B	34	B	40	B	226	38	B	25	853.5
25	NANCY ZUBERI GIDIONI	F	25	C	46	A	44	A	34	B	35	B	42	A	226	38	B	25	853.5
26	YEHOSHAPHATY YOTHAM YORAN	M	47	A	48	A	36	B	27	C	30	C	38	B	226	38	B	25	853.5
27	FAITH BALTAZARI BALOHO	F	30	C	44	A	40	B	32	B	42	A	37	B	225	38	B	28	878.5
28	VAILETH EDWARD	F	29	C	42	A	44	A	27	C	40	B	43	A	225	38	B	28	878.5
29	PETER LEBERATUS BAYACHAMO	M	28	C	46	A	41	A	41	A	34	B	32	B	222	37	B	29	941
30	BEATRICE BENJAMIN MASSAY	F	29	C	49	A	44	A	27	C	34	B	38	B	221	37	B	31	971.5
31	DOREEN HUMPHREY YONAS	F	32	B	42	A	45	A	32	B	35	B	35	B	221	37	B	31	971.5
32	PASKALINA ISAAY LANTA	F	28	C	47	A	44	A	33	B	32	B	37	B	221	37	B	31	971.5
33	ANTONI AZZA MTAITA	M	28	C	47	A	35	B	34	B	39	B	37	B	220	37	B	33	1000
34	NEHEMIA JOHNSON JONATHAN	M	24	C	45	A	41	A	28	C	36	B	43	A	217	36	B	35	1077.5
35	PRECIOUS JUSTINE TANGO	F	32	B	46	A	38	B	26	C	38	B	37	B	217	36	B	35	1077.5
36	FURAHA JUMA MAKOI	F	37	B	43	A	41	A	30	C	37	B	28	C	216	36	B	36	1101.5
37	INNOCENT LELO RAPHAEL	M	27	C	42	A	33	B	33	B	39	B	41	A	215	36	B	37	1125.5
38	DORICE MARTIN YAROT	F	31	B	43	A	38	B	33	B	31	B	38	B	214	36	B	38	1151
39	ISAACK MOSHI SULLE	M	29	C	41	A	45	A	25	C	35	B	34	B	209	35	B	40	1252
40	REMINICKO MICHAEL HAYUMA	M	30	C	43	A	35	B	29	C	36	B	36	B	209	35	B	40	1252
41	JOSHUA KENNEDY ZAKARIA	M	23	C	42	A	37	B	30	C	38	B	38	B	208	35	B	41	1269
42	EMMANUEL WILLIAM SARWATT	M	15	D	44	A	42	A	35	B	38	B	33	B	207	35	B	42	1285
43	ANGELO IDD SULLE	M	38	B	35	B	39	B	31	B	30	C	33	B	206	34	B	43	1305.5
44	ELIBRIGHT JOSEPH GEMBA	M	19	D	45	A	40	B	35	B	33	B	32	B	204	34	B	44	1359
45	BRIGITHA EMMANUEL SULLE	F	24	C	46	A	41	A	30	C	31	B	31	B	203	34	B	45	1376.5

INDEX	NAME	SEX	MATHEMATICS		KISWAHILI		ENGLISH		SCIENCE		SOCIAL STUDIES		CIVIC & MORAL		TOTAL	AVERAGE	OVERALL GRADE	SCH POSITION	OVERALL POSITION
46	RACHAEL NIONE KAILI	F	21	C	46	A	37	B	29	C	34	B	34	B	201	34	B	46	1415.5
47	HENRY ALBERT DANIEL	M	24	C	40	B	38	B	31	B	34	B	32	B	199	33	B	47	1460.5
48	ATHUMANI YUSUPH HAJI	M	30	C	44	A	39	B	25	C	31	B	29	C	198	33	B	48	1486
49	DORA JOSEPH ISMAEL	F	18	D	44	A	34	B	30	C	38	B	31	B	195	33	B	50	1548
50	GODLISTEN BETHUEL	M	20	D	42	A	40	B	29	C	32	B	32	B	195	33	B	50	1548
51	OMEGA DASTAN MBOYA	F	25	C	46	A	32	B	24	C	28	C	40	B	195	33	B	50	1548
52	BLOSSOM MGENYI MAGAI	F	31	B	33	B	35	B	28	C	28	C	37	B	192	32	B	53	1614.5
53	ROSE FRANCIS PANGA	F	25	C	46	A	37	B	24	C	27	C	33	B	192	32	B	53	1614.5
54	YASI MATHAYO MOLLEL	F	20	D	45	A	41	A	26	C	28	C	32	B	192	32	B	53	1614.5
55	JOSHUA SAMWELI AMINO	M	30	C	45	A	31	B	23	C	22	C	38	B	189	32	B	55	1671
56	BRAXSTON FRANCO JOSEPH	M	32	B	32	B	36	B	32	B	23	C	32	B	187	31	B	56	1704
57	LAURA SAMWELI	F	14	D	47	A	34	B	26	C	33	B	32	B	186	31	B	57	1726.5
58	DICKSON MANASE MUSHI	M	22	C	45	A	41	A	22	C	26	C	27	C	183	31	B	59	1771.5
59	IRENE ROGATHE VISENT	F	20	D	42	A	34	B	32	B	25	C	30	C	183	31	B	59	1771.5
60	MARIA PETER METELE	F	22	C	39	B	32	B	22	C	32	B	36	B	183	31	B	59	1771.5
61	KENNEDY PETER METELE	M	25	C	39	B	29	C	28	C	30	C	28	C	179	30	C	62	1845
62	TEUSA PHILBERT SULLE	F	22	C	37	B	40	B	20	D	24	C	36	B	179	30	C	62	1845
63	HANCY RICHARD KISIMBI	M	23	C	41	A	25	C	31	B	30	C	28	C	178	30	C	63	1865
64	GEORGE TONY COMINO	M	23	C	36	B	34	B	32	B	17	D	32	B	174	29	C	64	1937
65	CHRISTINA JASPER RABIETH	F	14	D	42	A	28	C	26	C	35	B	28	C	173	29	C	65	1956.5
66	IBRAHIM JOSEPHAT TANGO	M	20	D	35	B	32	B	33	B	26	C	26	C	172	29	C	66	1972
67	JOSHUA REUBEN JOHN	M	21	C	40	B	30	C	24	C	24	C	26	C	165	28	C	67	2056

INDEX	NAME	SEX	MATHEMATICS		KISWAHILI		ENGLISH		SCIENCE		SOCIAL STUDIES		CIVIC & MORAL		TOTAL	AVERAGE	OVERALL GRADE	SCH POSITION	OVERALL POSITION
68	ADIZELI ANTONY BURA	M	20	D	34	B	23	C	25	C	25	C	35	B	162	27	C	68	2098.5
69	DAVID TEMBA JACKSON	M	14	D	37	B	36	B	19	D	20	D	32	B	158	26	C	69	2158.5
70	FAUSTER LAZARO PANGA	F	28	C	35	B	28	C	19	D	22	C	25	C	157	26	C	71	2174
71	NERIA BARNABAS SHIRIMA	F	18	D	36	B	31	B	23	C	22	C	27	C	157	26	C	71	2174
72	MEMOSA GRYSO MSEMOM	F	35	B	41	A	18	D	20	D	20	D	22	C	156	26	C	72	2187
73	CAREN MARTIN SAFARI	F	14	D	41	A	26	C	24	C	26	C	23	C	154	26	C	73	2215.5